








## Activity Sheet No. 1

### How to make your own bird table

A feeding table is a simple way of getting more birds to visit your garden. The best time for a bird table is in winter because there is less natural food around. If you put food out on a bird table at the same time each day, birds will learn to gather on nearby fences and trees waiting to be fed.


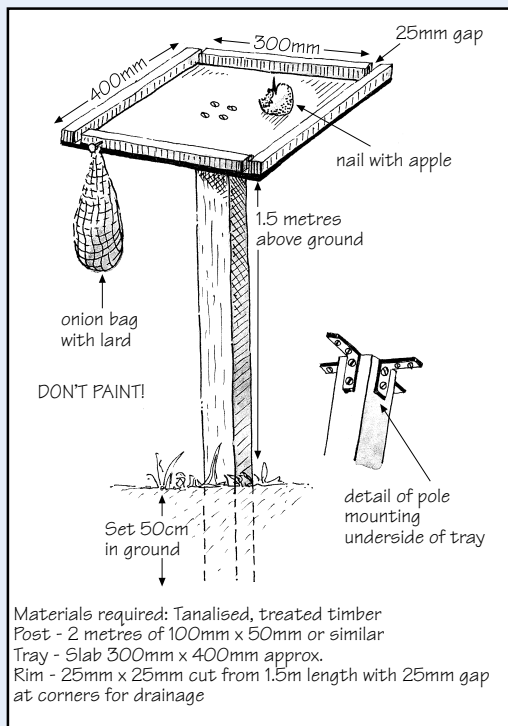
The kinds of birds that will visit your bird table will depend on the kind of food you put out there for them. There are more details over the page where it says 'What you can put on your bird table'.

A good bird table will let the birds eat safely and let you watch their antics from a safe distance. Remember that cats love to catch birds. Cats can climb and they can jump a long way so make sure the table is well out of reach of them.



It may take a fortnight for birds to get used to a bird table. If they have shown no interest then try the table in another spot.

Keep the table clean to prevent disease. Clear off extra food that is not eaten so that mice are not attracted to the table.



## What to put on your bird table

Remember that different foods will attract different types of birds.

**Apple** - Blackbirds prefer to feed off the ground but they may be tempted by a piece of apple spiked on a nail on the table.

**Lard** - You can hang lard in an old orange bag off the bird table so that it swings freely—acrobatic silvereyes will peck through the holes. Starlings will eat lard off the top of the table.

**Bread** - Sparrows like bread that has been soaked in water first. Bread that hasn't been soaked can harm birds when it swells in their stomachs. Don't put out too much bread at once as they will fight over it and spread it everywhere and it will be wasted.

**Seeds** - Finches like to eat seeds so you can hang a seed head or a birdseed 'candle' (available from pet shops) off the table. The seed-eating finches are quite happy to swing off the seed supply.

**Bird cakes and mixes** - You can buy birdseed mixes and grains from pet shops or you can make your own specially mixed bird food.

Recipes are on Activity Sheet No. 3 — 'Make your own bird food.'

**Leftovers** - You can offer leftover chops and scraps of meat on cooked bones. Also fish scraps, stale cheese and rinds. These can get very smelly though so don't leave them there too long and clean the table well afterwards.

**Baked Potatoes** - spike them on a nail on the top of the table.



**Tell us how it is going - phone Sarah 0800 368 267  
 or email sarah@boprc.govt.nz**