



Pollution Busters Club

Activity Sheet No. 5


Science projects for the beach

What you'll need:

- Plastic wrap
- Plastic fizzy drink bottle
- Knife (for parent to cut bottle)
- Rubber band

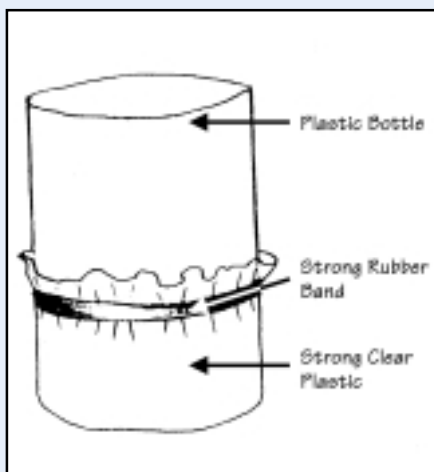
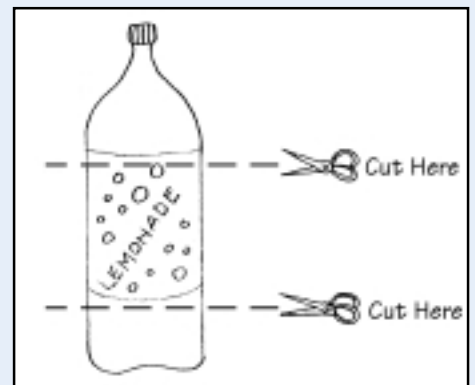
Giant Magnifying Lens:

Help your child make a giant magnifying lens by suspending a puddle of water on a piece of plastic wrap. He or she can use it to explore all the wonders of the beach—everything from the multi-coloured grains of sand to the tiny insects floating on the surface of the water.



Underwater Scope:

Cut the tapered portion and bottom off a large plastic fizzy drink bottle so that you are left with just the middle section. Stretch a piece of plastic wrap over one end and secure it with an elastic band. When your child pushes the bottle through the surface of the water, he or she will have a clear view of any objects sitting on the sand below.



How to make underwater scopes

Tell us how it is going - phone Sarah 0800 368 267
or email sarah@boprc.govt.nz